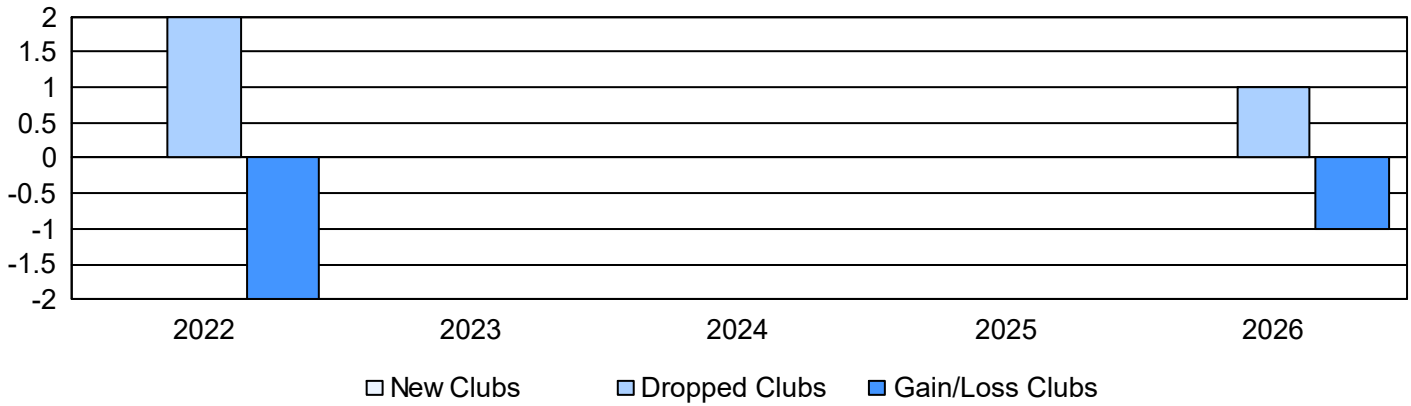
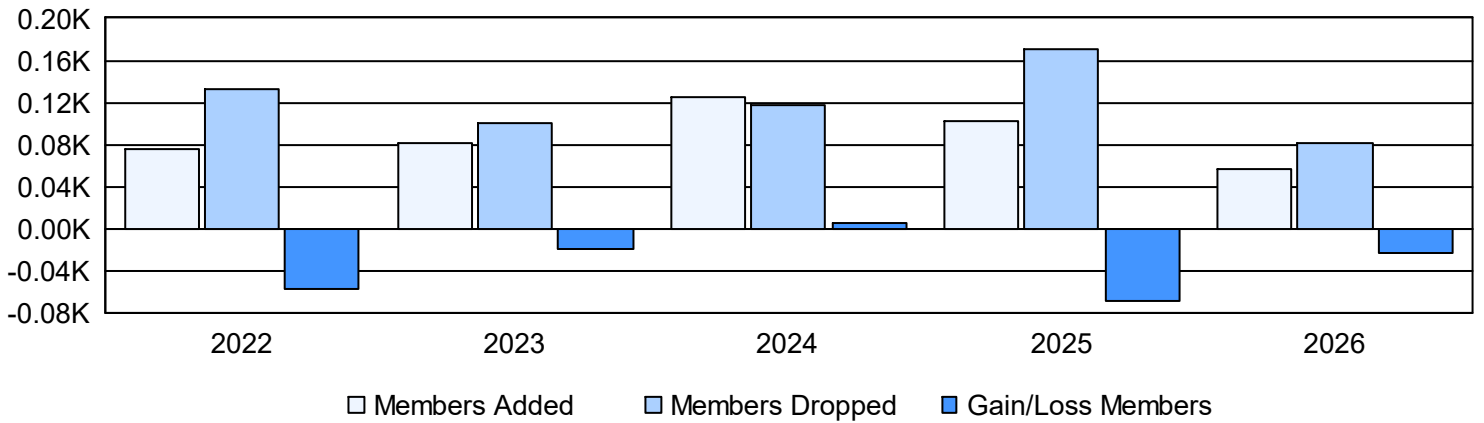


Year	New Clubs	Dropped Clubs	Gain/ Loss Clubs	New Members	Charter Members	Reinstate Members	Transfer Members	Total Member Added	Total Members Dropped	Gain/ Loss Members
2021-2022	0	2	-2	64	1	2	8	75	133	-58
2022-2023	0	0	0	77	0	0	4	81	100	-19
2023-2024	0	0	0	114	3	3	4	124	118	6
2024-2025	0	0	0	78	0	17	7	102	170	-68
2025-2026	0	1	-1	47	0	5	5	57	81	-24
Average	0	1	-1	76	1	5	6	88	120	-33

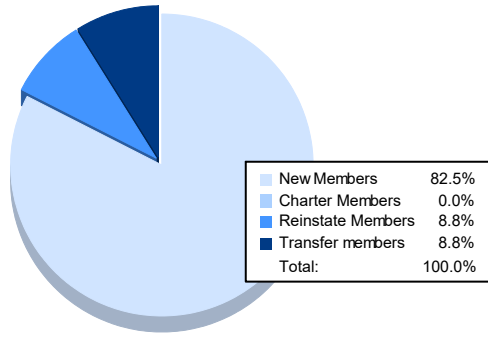
Clubs



Members



Membership Composition March 2026 Cumulative



Gender Composition March 2026 Cumulative

